

Please check the examination details below before entering your candidate information

Candidate surname

Other names

Pearson Edexcel
International
Advanced Level

Centre Number

--	--	--	--	--

Candidate Number

--	--	--	--	--

Friday 18 January 2019

Afternoon (Time: 1 hour 15 minutes)

Paper Reference **WCH03/01**

Chemistry

Advanced

Unit 3: Chemistry Laboratory Skills I

Candidates must have: Scientific calculator

Total Marks

Instructions

- Use **black** ink or **black** ball-point pen.
- **Fill in the boxes** at the top of this page with your name, centre number and candidate number.
- Answer **all** questions.
- Answer the questions in the spaces provided
– *there may be more space than you need.*

Information

- The total mark for this paper is 50.
- The marks for **each** question are shown in brackets
– *use this as a guide as to how much time to spend on each question.*
- You will be assessed on your ability to organise and present information, ideas, descriptions and arguments clearly and logically, including your use of grammar, punctuation and spelling.
- A Periodic Table is printed on the back cover of this paper.

Advice

- Read each question carefully before you start to answer it.
- Show all your working in calculations and include units where appropriate.
- Check your answers if you have time at the end.

Turn over ►

P51707A

©2019 Pearson Education Ltd.

2/2/2/1/1/




Pearson

Answer ALL the questions. Write your answers in the spaces provided.

1 A white solid **A** contains one cation and one anion.

- (a) A small amount of solid **A** was placed in a test tube and aqueous sodium hydroxide added. The mixture was warmed gently. Complete the inference column in the table.

(2)

Observation	Inference
A pungent smelling gas was evolved that turned damp red litmus paper blue	The gas formed is The formula of the cation in A is

- (b) (i) An aqueous solution of **A** was placed in a test tube and acidified with dilute nitric acid. A few drops of silver nitrate solution were added. Complete the inference column in the table.

(1)

Observation	Inference
Cream precipitate formed	The precipitate is

- (ii) Write the **ionic** equation, including state symbols, for the formation of the cream precipitate in (b)(i).

(2)

DO NOT WRITE IN THIS AREA

DO NOT WRITE IN THIS AREA

DO NOT WRITE IN THIS AREA



(iii) Describe how you would confirm the identity of the **anion** in the cream precipitate formed in (b)(i).

(2)

.....

.....

.....

.....

.....

.....

.....

(Total for Question 1 = 7 marks)

DO NOT WRITE IN THIS AREA

DO NOT WRITE IN THIS AREA

DO NOT WRITE IN THIS AREA



2 (a) A student was provided with aqueous solutions of four compounds:

barium nitrate

hydrochloric acid

sodium carbonate

sulfuric acid

Four bottles, labelled **B**, **C**, **D** and **E**, each contained one of the solutions. The student mixed pairs of the solutions to determine which solution was in each bottle.

The results are shown.

Solutions mixed	Observations
B and C	Effervescence with bubbles of a colourless gas given off
B and D	No visible change
B and E	A white precipitate formed which did not dissolve on the addition of dilute nitric acid
C and D	Effervescence with bubbles of a colourless gas given off
C and E	A white precipitate formed which dissolved with effervescence on the addition of dilute nitric acid
D and E	No visible change

Use the observations in the table to deduce the identity of the compound in each bottle. Identify each compound by name or formula.

B

C

D

E

(3)



DO NOT WRITE IN THIS AREA

DO NOT WRITE IN THIS AREA

DO NOT WRITE IN THIS AREA

(b) (i) The identity of the **cations** present in barium nitrate and sodium carbonate can be confirmed with a flame test on the solid compounds.

Describe how you would carry out a flame test.

(3)

.....

.....

.....

.....

.....

.....

.....

.....

.....

.....

.....

(ii) State the flame colours produced by barium nitrate and sodium carbonate.

Barium nitrate

Sodium carbonate

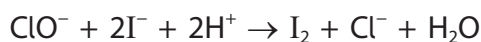
(2)

(Total for Question 2 = 8 marks)

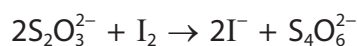


- 3 Chlorine-based bleaches contain sodium chlorate(I), NaClO, as the active ingredient. The concentration of NaClO in bleach was determined by a titration method using sodium thiosulfate.

Sodium chlorate(I) reacted with potassium iodide in acidic solution to produce iodine.



The iodine was then titrated with sodium thiosulfate.



Procedure

1. A burette was filled with $0.0600 \text{ mol dm}^{-3}$ sodium thiosulfate solution.
2. 10.0 cm^3 of bleach was pipetted into a 250.0 cm^3 volumetric flask and excess potassium iodide and sulfuric acid were added to release iodine. The volume was made up to the mark with distilled water.
3. 25.0 cm^3 of this solution was pipetted into a conical flask and titrated with the sodium thiosulfate solution using a suitable indicator.

- (a) State the indicator used and give the colour change at the end-point.

(2)

Indicator	Colour change at the end-point
.....	From to



DO NOT WRITE IN THIS AREA

DO NOT WRITE IN THIS AREA

DO NOT WRITE IN THIS AREA

(b) (i) Complete the table of results.

(1)

Number of titration	1	2	3	4
Burette reading (final) / cm ³	23.65	46.45	24.40	47.10
Burette reading (start) / cm ³	0.00	23.65	1.20	24.40
Titre / cm ³				

(ii) State with a reason which results should be used to calculate the mean titre value.

(2)

.....

.....

.....

(iii) Calculate the mean titre.

(1)

(iv) Calculate the number of moles of sodium thiosulfate in this mean titre.

(1)

(v) Calculate the number of moles of iodine in 25.0 cm³ of the diluted solution.

(1)

(vi) Calculate the number of moles of sodium chlorate(I) in the 250.0 cm³ volumetric flask.

(1)

(vii) Calculate the concentration of sodium chlorate(I) in the **undiluted** bleach in mol dm⁻³.

(1)



DO NOT WRITE IN THIS AREA

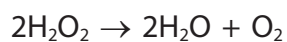
DO NOT WRITE IN THIS AREA

DO NOT WRITE IN THIS AREA

BLANK PAGE



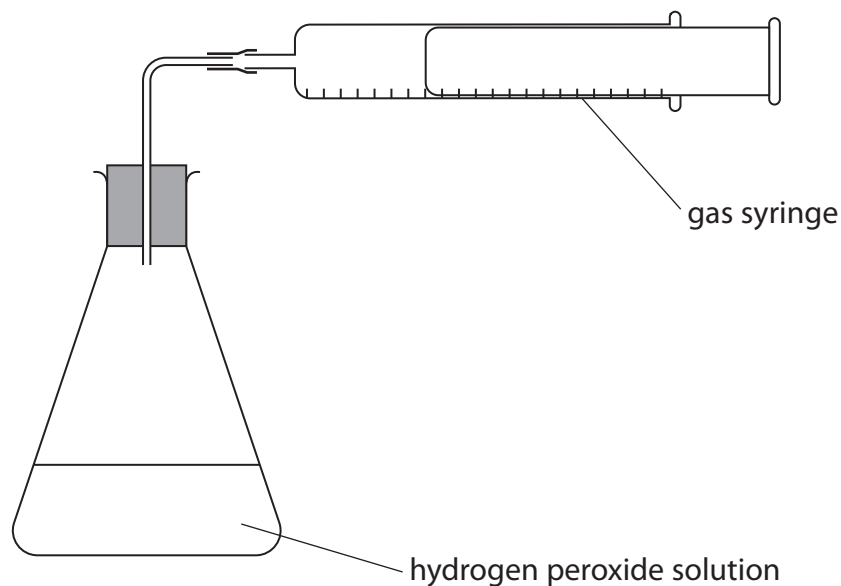
4 Hydrogen peroxide, H_2O_2 , decomposes according to the equation



The rate of decomposition is increased by a catalyst.

A student tested three metal oxides to determine which was the best catalyst. The oxides were manganese(IV) oxide, iron(III) oxide and lead(IV) oxide. They are all solids.

The student used the following apparatus and experimental procedure.



Procedure

1. Hydrogen peroxide solution was poured into the conical flask.
2. Solid manganese(IV) oxide was added.
3. The bung was quickly replaced to connect the gas syringe to the conical flask.
4. The procedure was repeated using iron(III) oxide and lead(IV) oxide.



(a) Suggest **three** things you would do to ensure that the metal oxides are compared fairly, when using this procedure.

(3)

1

.....

.....

2

.....

.....

3

.....

.....

(b) State the measurements the student should make to determine which is the best catalyst.

(2)

.....

.....

.....

.....

(c) The student thought that some of the gas escaped from the conical flask before the bung had been replaced.

Suggest how this experiment could be modified to prevent this loss.

(1)

.....

.....

.....

.....



DO NOT WRITE IN THIS AREA

DO NOT WRITE IN THIS AREA

DO NOT WRITE IN THIS AREA

(d) Another student thought that some of the oxygen produced may have come from the decomposition of the metal oxide.

Suggest how this idea could be tested.

(2)

.....

.....

.....

.....

.....

.....

.....

.....

.....

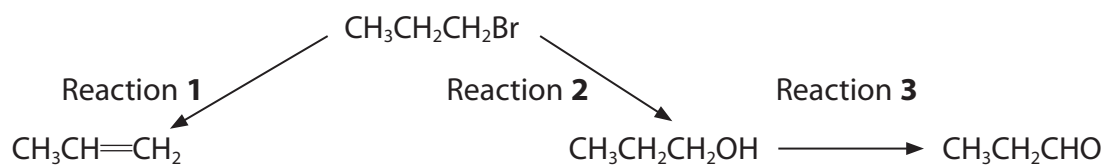
.....

.....

(Total for Question 4 = 8 marks)



5 Some organic reactions are shown.



(a) Reaction 1 and Reaction 2 use the same reagent but require different conditions.

Identify the reagent and give the conditions needed for Reaction 1.

(2)

(b) (i) Give a chemical test and its positive result to show the presence of the double bond in $\text{CH}_3\text{CH}=\text{CH}_2$.

(2)

(ii) Give the structure of the organic product of the test in (b)(i).

(1)

DO NOT WRITE IN THIS AREA

DO NOT WRITE IN THIS AREA

DO NOT WRITE IN THIS AREA



P 5 1 7 0 7 A 0 1 3 1 6

(c) A student added phosphorus(V) chloride, PCl_5 , to the product of Reaction 2, $\text{CH}_3\text{CH}_2\text{CH}_2\text{OH}$. Hydrogen chloride was formed.

(i) State the observation the student would be expected to make.

(1)

(ii) Complete the table to show the hazard and the appropriate safety precaution for each chemical.

Do not include the wearing of eye protection and a laboratory coat.

(3)

Chemical	Hazard	Safety precaution
PCl_5		
$\text{CH}_3\text{CH}_2\text{CH}_2\text{OH}$		
HCl		

(d) In Reaction 3, $\text{CH}_3\text{CH}_2\text{CH}_2\text{OH}$ is oxidised to $\text{CH}_3\text{CH}_2\text{CHO}$ using aqueous potassium dichromate(VI) acidified with sulfuric acid.

(i) State the colour **change** that occurs during this oxidation reaction.

(1)



(ii) Draw a labelled diagram of the apparatus you would use to carry out Reaction 3 and collect the product.

(3)

(iii) Explain how infrared spectroscopy could be used to confirm that **all** the $\text{CH}_3\text{CH}_2\text{CH}_2\text{OH}$ has been oxidised to $\text{CH}_3\text{CH}_2\text{CHO}$ in Reaction 3. You are not expected to give specific wavenumbers.

(1)

(Total for Question 5 = 14 marks)

TOTAL FOR PAPER = 50 MARKS

DO NOT WRITE IN THIS AREA

DO NOT WRITE IN THIS AREA

DO NOT WRITE IN THIS AREA



